



The Fullerton Plan

Appendix X Supplement

Online Public Survey Responses



INTRODUCTION

Purpose and Background


The City of Fullerton community values open space as a vital resource that shapes the city's character and enhances quality of life. In Fullerton, open space includes parks, trails, and recreational areas, as well as lands preserved in their natural state for conservation. Thoughtful stewardship of these spaces ensures the long-term health of the environment and protection of natural resources.

The Open Space and Conservation Element combines two related components into one unified framework dedicated to safeguarding, maintaining, and enhancing these resources. Integrating open space and conservation creates a comprehensive approach to land management and sustainability. Both components share the goal of protecting natural resources, improving ecological health, and providing community benefits, ensuring that open spaces support both public access and conservation objectives. Together, open space and conservation advance a holistic vision for the City of Fullerton. This commitment places conservation at the heart of the City's vision, preserving the integrity of its landscapes while promoting sustainability for current and future generations.

Survey Overview

Purpose

The City of Fullerton conducted a public online survey to inform updates to its Open Space and Conservation Element and to develop its first Environmental Justice Element within the General Plan. These updates are required under Senate Bill 1000 (Environmental Justice) and Senate Bill 1425 (Open Space) and are intended to ensure that future planning reflects community priorities related to reducing pollution, improving park safety, supporting healthier neighborhoods, and providing equitable access to high-quality open spaces.



City of Fullerton's Update to the General Plan
Environmental Justice and Open Space Elements

Help Shape Fullerton's Future – Take the Open Space & Environmental Justice Survey!

Your feedback will directly guide the goals and policies in Fullerton's Open Space and Environmental Justice Elements. By sharing your thoughts, you'll help create plans that reflect what matters most to our community – cleaner air, safer parks, and healthier neighborhoods.

The City of Fullerton is updating its Open Space Element and creating its first-ever Environmental Justice Element within the General Plan to meet new state requirements. These updates will help ensure everyone in our city has access to healthy, safe, and vibrant spaces.

What's changing:

New Environmental Justice Element (Senate Bill 1000):
Cities must now include environmental justice in their plans - focusing on reducing health risks, improving community participation, and prioritizing programs in areas that need them most.

Open Space Element Update (Senate Bill 1425):
Updates to parks and green space policies to reflect climate change, access, and future sustainability goals.



City of Fullerton's Update to the General Plan
Environmental Justice and Open Space Elements

WE NEED YOUR INPUT!



Scan the QR Code to Take the Public Online Survey!

What is an Open Space Element?
 Seeks to protect, maintain, and enhance the City's natural resources recreational areas, and green spaces to support environmental sustainability, public health, and community well-being.

What is Environmental Justice?
 Identifies disadvantaged communities and outlines policies to reduce pollution exposure, improve access to resources, and promote equitable participation in planning decisions.

How are these Elements related?
Together, these Elements promote equitable access to healthy environments by ensuring that communities, especially disadvantaged ones, benefit from protected natural spaces and environmental resources.



The City of Fullerton's General Plan, known as The Fullerton Plan, serves as a comprehensive guide for the City's future development. The City is updating the Open Space Element within the General Plan and preparing its first-ever Environmental Justice Element. You are invited to learn more and share your input by completing the **Public Online Survey**. For questions or to stay engaged, please email Yan Gao at yan.gao@cityoffullerton.com.

Image Top: Snapshot of the public online survey, Image Bottom: Survey flier used to promote public engagement and feedback

Topics Covered

The survey asked residents and stakeholders to share input across several key areas:

- Demographics & residency: Zip code, age, race/ethnicity, and connection to Fullerton.
- Open space use & barriers: Which parks and green spaces are visited, obstacles to access, and ideas for improvements.
- Wildlife & climate resilience: Awareness of local wildlife, actions to support adaptation to climate change, and areas to preserve or enhance.
- Environmental justice awareness: Familiarity with the term, concerns about environmental and health issues, and vulnerabilities within the community.
- Community needs & resources: Suggestions for protecting vulnerable groups, preferred methods of City engagement, and additional feedback.
- Future communication: Option to provide email addresses to stay informed about long-range planning updates.

Summary

The survey showed strong engagement with Fullerton's open spaces, with over 85% of respondents regularly visiting parks and trails such as Hillcrest Park, Laguna Lake, the Fullerton Loop, Craig Regional Park, and Coyote Hills. Barriers to access included time constraints, limited amenities (restrooms, shade, seating), and safety concerns, while cost and transportation were rarely issues. Desired improvements focused on cleaner restrooms, shaded seating, better parking, maintenance, e-bike restrictions, and safety enhancements.

Conservation priorities were present with 78% of respondents aware of wildlife areas, supporting strategies like planting native trees, expanding canopy, and restoring habitats. Preservation was a valued theme, with 77% identifying areas to protect. Coyote Hills was most often mentioned.

Participation

- **Total responses:** 642
- **Survey period:** October 27, 2025 – November 30, 2025

Note: At the time of the survey, questions addressed both the Open Space and Conservation Element and the Environmental Justice Element. The survey results presented in this Appendix Supplement include only those questions related to open space. As a result, some questions are not included due to the removal of Environmental Justice-related questions from this summary. Responses related to the Environmental Justice Element are provided separately in the Environmental Justice Element Appendix Supplement.

Question 1: What zip code do you reside in?

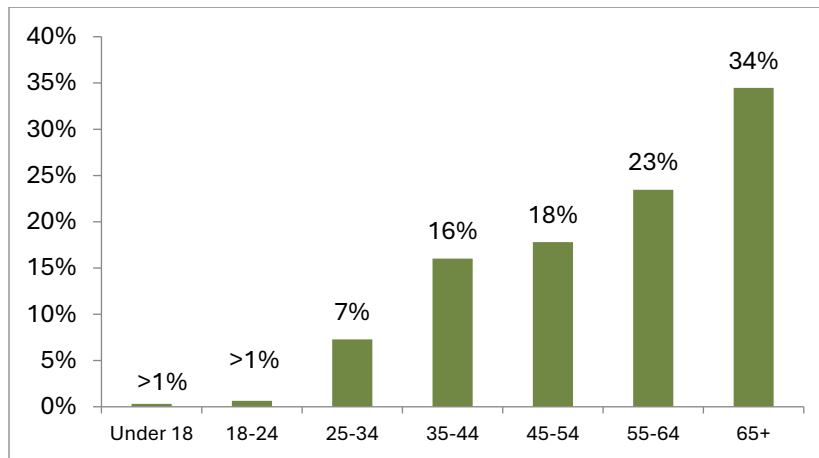
The majority of participants reside in Fullerton and nearby areas, with the most common zip codes being:

- 92833 – 189 responses
- 92835 – 156 responses
- 92831 – 140 responses
- 92832 – 108 responses

These four zip codes alone account for approximately 93% of all responses, indicating strong local engagement from Fullerton residents.

Other zip codes with smaller representation include neighboring communities such as 92821, 92823, 90631, and a variety of outlying areas across Southern California and beyond, each contributing between 1–3 responses.

Question 2: What is your age?

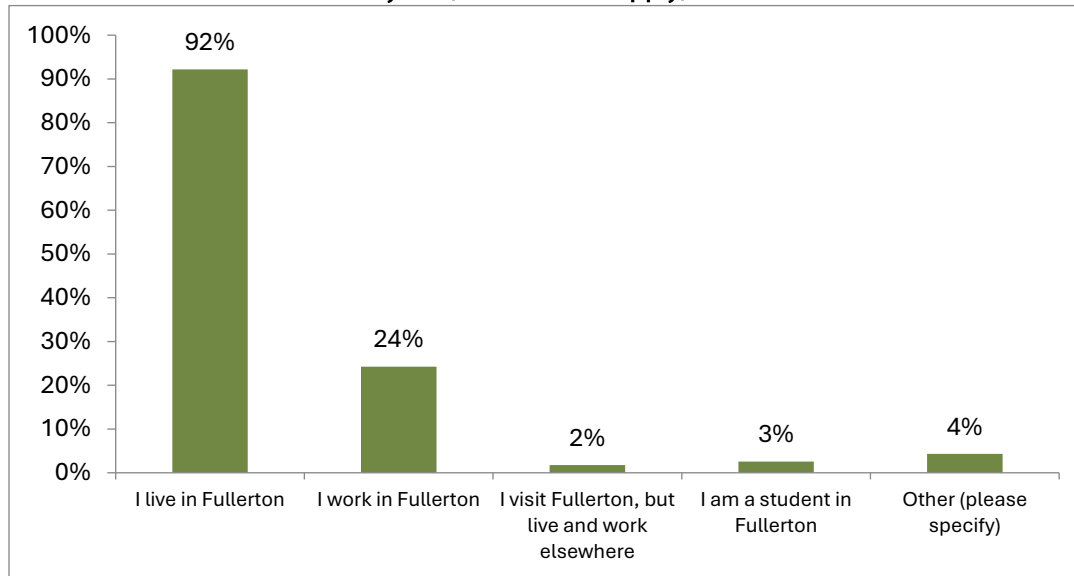


Age Distribution:

- **Under 18:** >1% (2 responses)
- **18–24:** >1% (4 responses)
- **25–34:** 7% (45 responses)
- **35–44:** 16% (99 responses)
- **45–54:** 18% (110 responses)
- **55–64:** 23% (145 responses)
- **65+:** 34% (213 responses)

The majority of respondents are 65+ (34%), followed by 55–64 (23%). However, a variety of age groups are represented.

Question 3: What best describes you? (check all that apply)

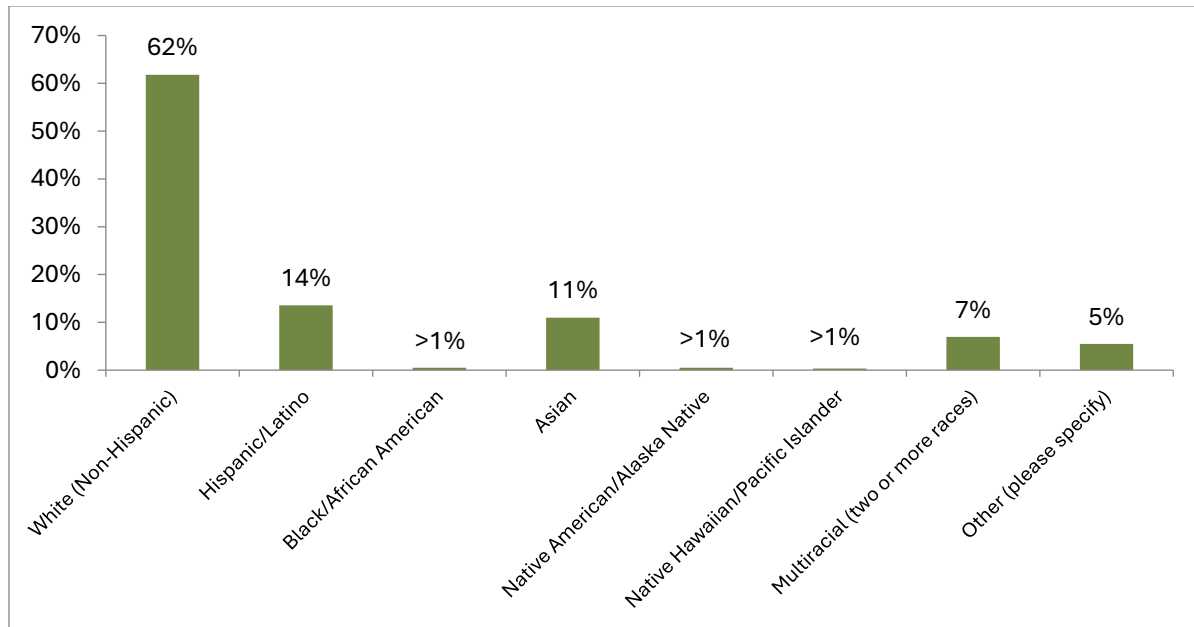


Distribution:

- I live in Fullerton: 92% (578 responses)
- I work in Fullerton: 24% (152 responses)
- I visit Fullerton, but live and work elsewhere: 2% (11 responses)
- I am a student in Fullerton: 3% (16 responses)
- Other (please specify): 4% (27 responses)

The majority of respondents live in Fullerton (92%), while about one-quarter work in Fullerton. Very few respondents are visitors (2%) or students (3%). The “Other” responses mainly indicate people who own property or rental units in Fullerton, are retired or part-time residents, and those engaged in community activities or volunteering. A few mentioned frequent visits, ties to California State University, Fullerton, or unique situations like disability or seasonal residency.

Question 4: What is your race/ethnicity?

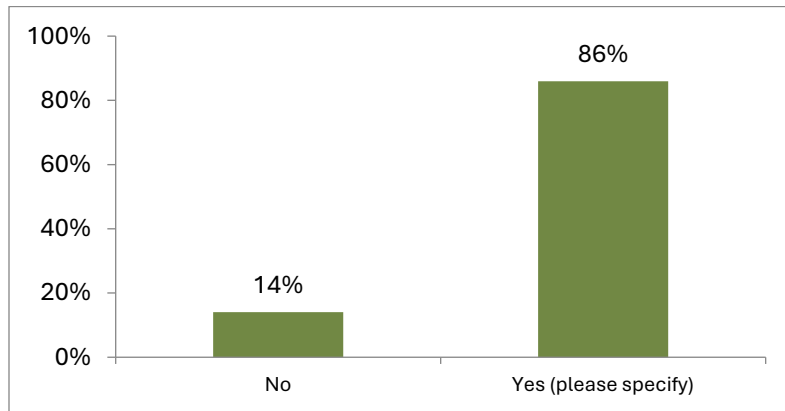


Distribution:

- White (Non-Hispanic): 62% (383 responses)
- Hispanic/Latino: 14% (84 responses)
- Asian: 11% (68 responses)
- Multiracial: 7% (43 responses)
- Other: 5% (34 responses)
- Black/African American: >1% (3 responses)
- Native American/Alaska Native: >1% (3 responses)
- Native Hawaiian/Pacific Islander: >1% (2 responses)

The population responses were just half over White (62%), with notable representation from Hispanic/Latino (14%) and Asian (11%) groups. Multiracial and “Other” combined account for about 12%, while all other categories are under 1%.

Question 5: Are there open spaces in or around Fullerton that you visit? If yes, which ones? (Please indicate all)

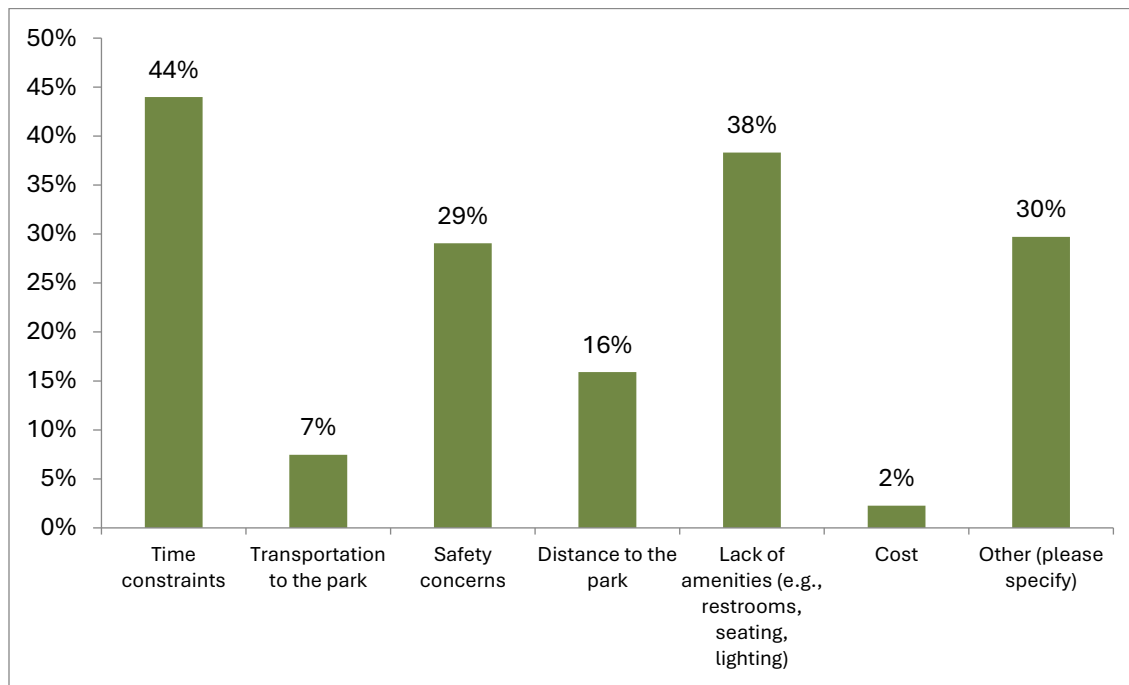


Distribution:

- Yes (please specify): 86% (538 responses)
- No: 14% (88 responses)

The vast majority of respondents (nearly 86%) visit open spaces in or around Fullerton, indicating strong engagement with outdoor areas. Only about 14% reported not visiting any open spaces. Most write-in responses listed popular parks, trails, and nature areas in and around Fullerton. Commonly mentioned locations include Hillcrest Park, Laguna Lake, Fullerton Loop Trail, Craig Regional Park, Coyote Hills, and Acacia Park, along with other trails like Hiltcher Trail and Juanita Cooke Trail. Many respondents also referenced regional preserves, arboretums, and smaller neighborhood parks, showing a strong preference for both large open spaces and local walking trails.

Question 6: What barriers prevent you or others in your community from using open spaces more frequently? (Select all that apply)

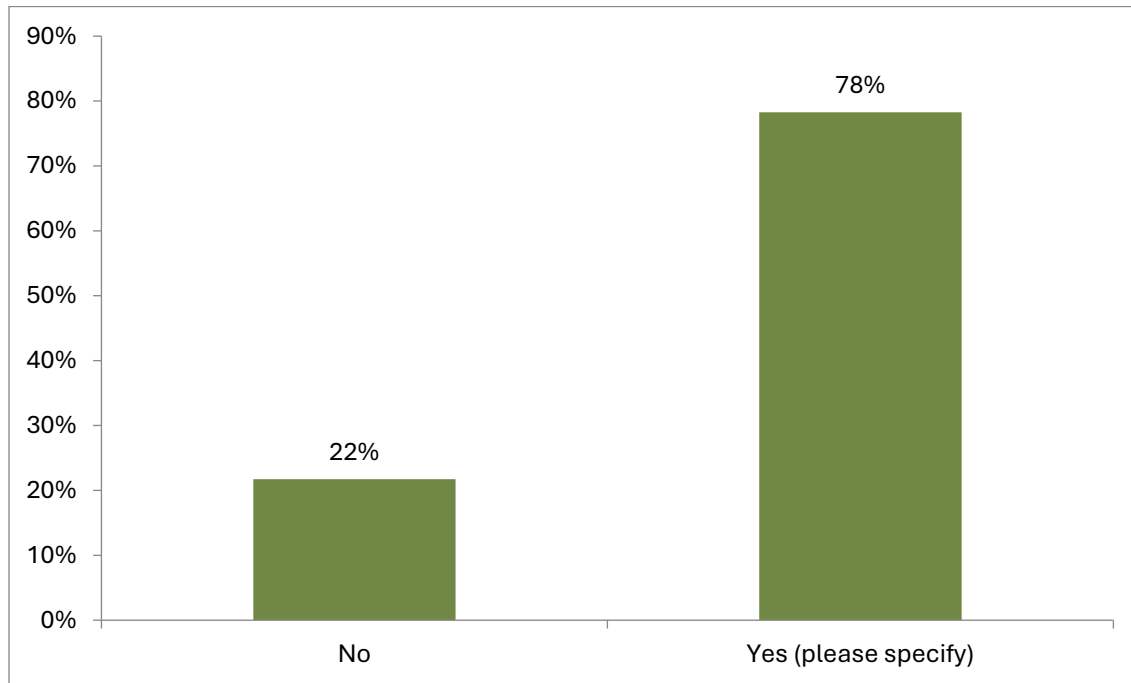


Most respondents cited time constraints and lack of amenities (such as restrooms, seating, and lighting) as the biggest barriers. Safety concerns were also significant, while distance to parks and transportation issues were mentioned less often. Cost was rarely considered a barrier. Many respondents said there are no barriers for them personally. Among those who listed issues, the most common themes were homelessness and related safety concerns, parking difficulties, and poor restroom conditions or lack of restrooms. Other recurring points included lack of shade, maintenance issues, trash and cleanliness problems, crowding during sports events, and hazards from e-bikes or fast cyclists. A few mentioned mobility challenges, road conditions, and lack of awareness of open spaces.

Question 7: What improvements would make open spaces more welcoming and inclusive for everyone in your neighborhood?

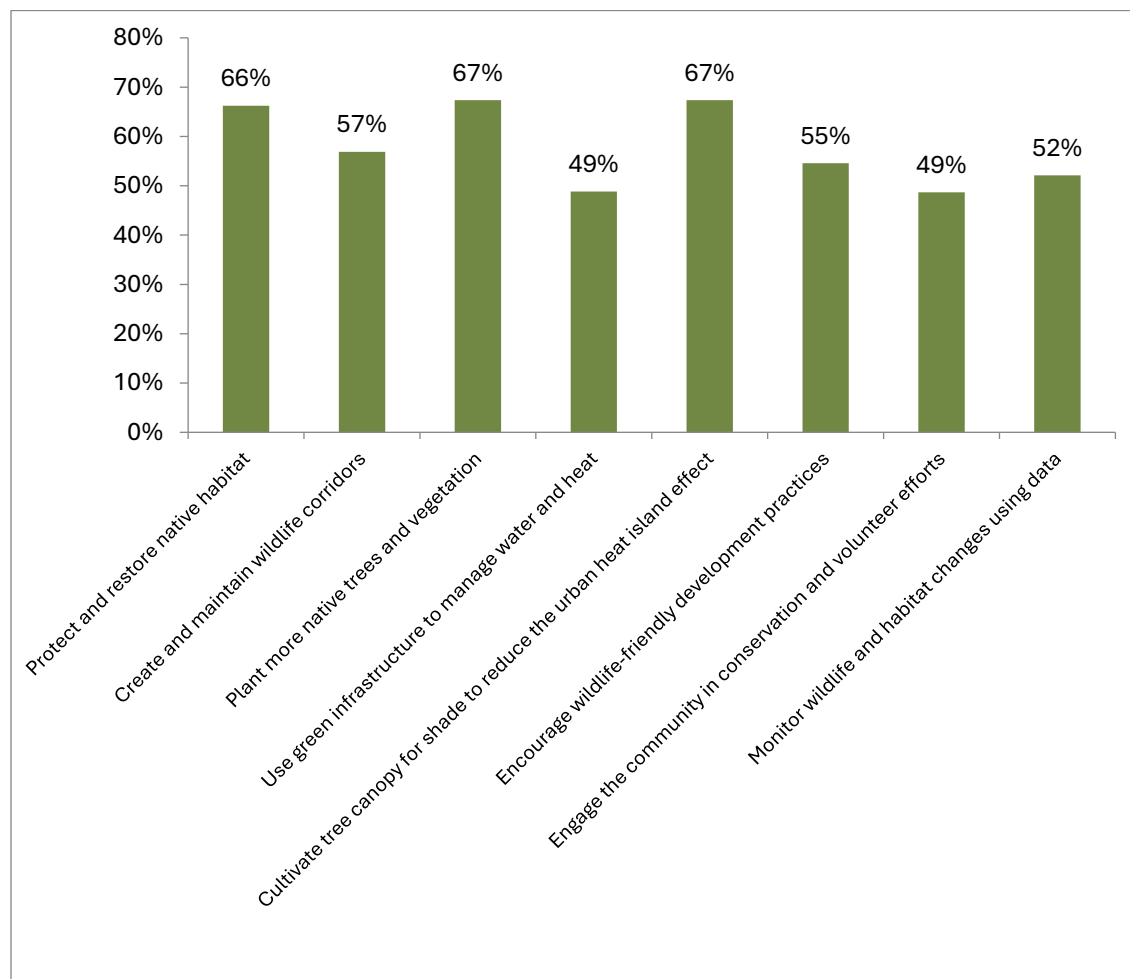
Residents suggested a range of improvements to make open spaces more welcoming and inclusive. The most common themes included adding clean, accessible restrooms—especially at parks where they are currently lacking—along with shaded seating areas, benches, and water fountains. Many respondents emphasized safety and security measures such as better lighting, increased patrols, and addressing homelessness, as well as restricting e-bikes and motorized vehicles on trails. Other priorities included improved maintenance, graffiti removal, and enhanced landscaping with more trees and greenery. Accessibility upgrades for people with disabilities, updated playgrounds for children, and better connectivity between parks through rail-to-trail conversions were also frequently mentioned. Overall, the feedback reflects a strong desire for cleaner, safer, and better-maintained parks with amenities that support comfort, accessibility, and community use.

Question 8: Are you aware of any areas in Fullerton where wildlife is commonly seen or known to live? If yes, please describe:



A large majority of respondents—78% (490 people)—reported being aware of areas in Fullerton where wildlife is commonly seen, while 22% (136 people) indicated they were not aware of such areas. The most frequently mentioned locations include Coyote Hills, Laguna Lake, the Fullerton Loop Trail, Juanita Cooke Trail, Craig Regional Park, and the Arboretum. Other areas noted were Hillcrest Park, Brea Dam, and various neighborhood green spaces. Commonly observed wildlife includes coyotes, raccoons, skunks, opossums, squirrels, and a variety of birds, along with reptiles and pollinators. Several respondents emphasized that wildlife is present throughout Fullerton, not limited to specific parks or trails.

Question 9: What actions do you think the City should take to help wildlife adapt to future climate conditions (e.g., extreme heat, flooding, wildfires)? (Select all that apply)

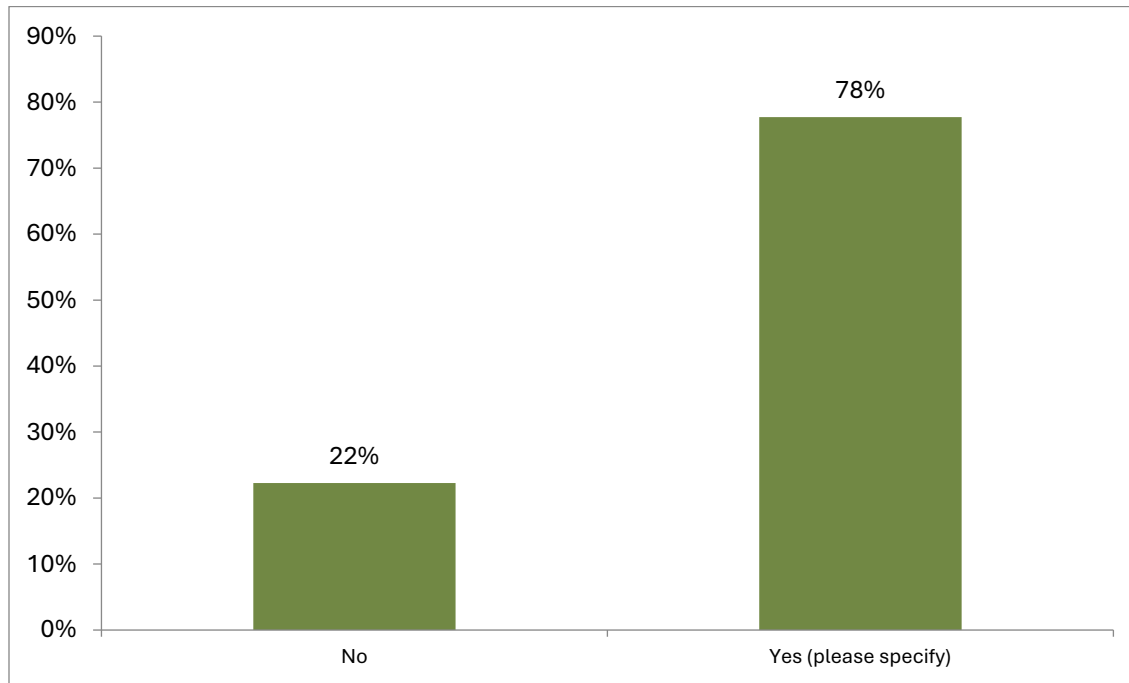


Distribution:

- Plant more native trees and vegetation: 67% (411 responses)
- Cultivate tree canopy for shade to reduce the urban heat island effect: 67% (411 responses)
- Protect and restore native habitat: 66% (404 responses)
- Create and maintain wildlife corridors: 57% (347 responses)
- Encourage wildlife-friendly development practices: 55% (333 responses)
- Monitor wildlife and habitat changes using data: 52% (318 responses)
- Use green infrastructure to manage water and heat: 49% (298 responses)
- Engage the community in conservation and volunteer efforts: 49% (297 responses)

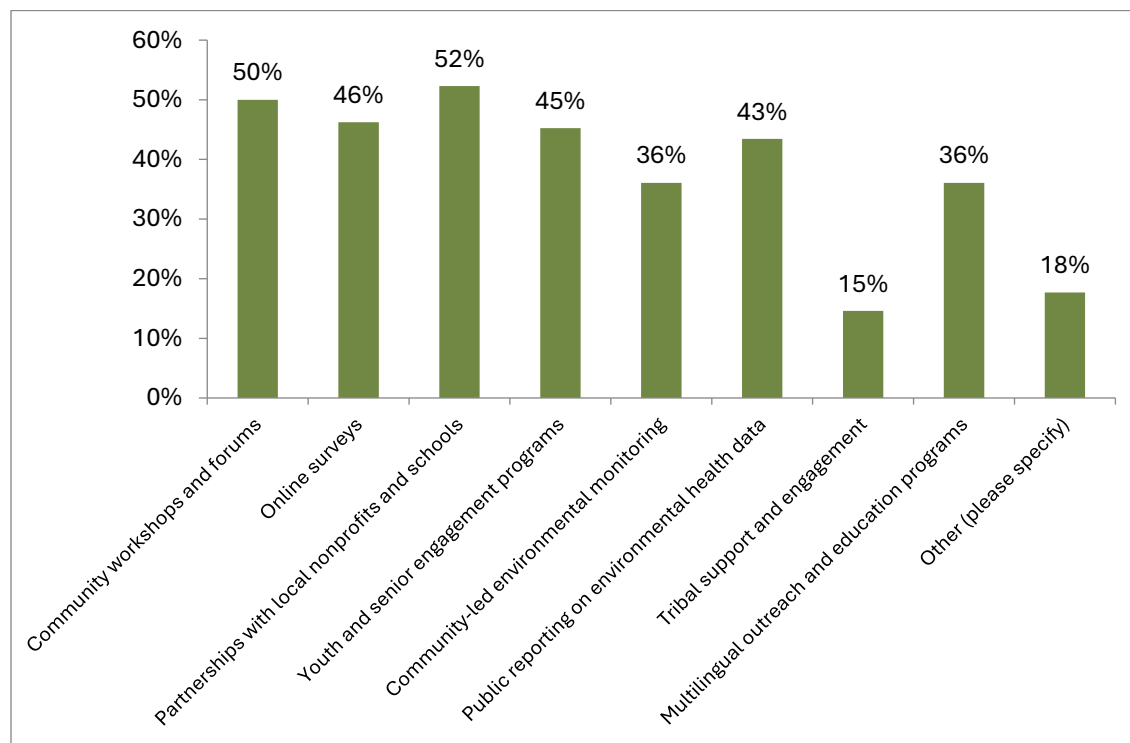
The most widely supported actions were planting native trees and vegetation and cultivating tree canopy for shade, each selected by over two-thirds of respondents (67%). Protecting and restoring native habitat was also a top priority (66%). More than half of respondents emphasized creating wildlife corridors and promoting wildlife-friendly development, while about half supported monitoring habitat changes, using green infrastructure to manage water and heat, and engaging the community in conservation efforts.

Question 10: Are there areas in Fullerton you think are important to preserve, enhance, or expand? If yes, please describe:



The majority of respondents (nearly 78%) identified areas in Fullerton that they believe should be preserved, enhanced, or expanded. Coyote Hills was overwhelmingly the most mentioned location, with many comments emphasizing its ecological importance and opposition to development. Other frequently cited areas included Laguna Lake, the Fullerton Loop Trail, Juanita Cooke Trail, Craig Regional Park, and the Arboretum. Respondents also highlighted the need to maintain and improve existing parks and trails, enhance green spaces in South Fullerton, and protect wildlife corridors. Several comments called for converting abandoned rail corridors into trails, improving maintenance, and adding more trees and greenery. A recurring theme was strong resistance to further development at the expense of open space, with many urging the City to prioritize preservation over housing projects.

Question 15: Share your preference for how the City engages residents with environmental justice concerns and changes in the future? (Select all that apply)



Distribution:

- Partnerships with local nonprofits and schools: 52% (319 responses)
- Community workshops and forums: 50% (305 responses)
- Online surveys: 46% (282 responses)
- Youth and senior engagement programs: 45% (276 responses)
- Public reporting on environmental health data: 43% (265 responses)
- Community-led environmental monitoring: 36% (220 responses)
- Multilingual outreach and education programs: 36% (220 responses)
- Tribal support and engagement: 15% (89 responses)
- Other: 18% (108 responses)

Respondents expressed strong interest in collaborative and accessible engagement strategies. The most preferred methods were partnerships with local nonprofits and schools (52%), community workshops and forums (50%), and online surveys (46%). Youth and senior engagement programs were also highly valued (45%), along with transparent public reporting on environmental health data (43%). About one-third of respondents supported multilingual outreach and community-led environmental monitoring, while tribal engagement was less frequently selected (15%). Open-ended responses emphasized the importance of clear communication, education, and inclusive outreach, with suggestions for newsletters, school-based programs, community classes, and leveraging digital platforms like webinars and social media. Several comments stressed the need for visible results from engagement efforts, equitable outreach to underserved neighborhoods, and practical actions rather than symbolic programs.

Question 16: Do you have any other feedback or comments for the Open Space Element or Environmental Justice Element?

Responses to this open-ended question reflected a mix of priorities, concerns, and opinions. Many participants emphasized basic infrastructure needs, such as repairing roads, sidewalks, and improving parking, before investing in new initiatives. A significant number of comments focused on preserving open spaces, maintaining parks and trails, and preventing overdevelopment—particularly high-rise housing projects—citing concerns about congestion, noise, and loss of community character.

Other recurring themes included addressing homelessness, improving safety and enforcement in parks and neighborhoods, and enhancing trail connectivity across the city. Respondents also called for equitable investment in all neighborhoods, better maintenance of existing facilities, and creative ideas like community events, art programs, and revitalizing downtown Fullerton. A few comments highlighted environmental priorities such as tree planting, water quality improvements, and wildfire prevention. Overall, feedback underscores a desire for balanced planning that prioritizes infrastructure, safety, and preservation of open space while ensuring responsible spending and genuine community engagement.

Question 17: If you would like to stay informed about long range planning updates, please provide your email address:

Approximately 58% of survey participants provided an email address to be informed of long range planning updates.

