

NOTES

PRIVATE OPEN SPACE

(REQUIRED: 50 SF PER UNIT)

BUILDING 1 PARCEL

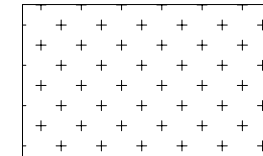


TOTAL UNITS	-	172
REQUIRED	-	8,600 SF
PROVIDED	-	9,230 SF

BUILDING 2 PARCEL

TOTAL UNITS	-	123
REQUIRED	-	6,150 SF
PROVIDED	-	6,250 SF

(Note: Studio Units do not contain any private open space. This lack of private open space has been substituted for additional Common Open space.)

KEY

-  Open Space
-  Roof Deck
-  Driveway



LEVEL 1

NOTES

COMMON OPEN SPACE

(REQUIRED: 15% OF 208,552 SF (THE GROSS SQUARE FOOTAGE OF THE PROJECT AREA) = 31,283 SF)

BUILDING 1 PARCEL

LOT SIZE	-	129,235 SF
DRIVEWAY	-	3,777 SF
OPEN SPACE	-	20,351 SF
DECK	-	2,555 SF

TOTAL OPEN SPACE PROVIDED	-	22,906 SF (18%)
---------------------------	---	-----------------

BUILDING 2 PARCEL

LOT SIZE	-	79,316 SF
DRIVEWAY	-	1,850 SF
OPEN SPACE	-	13,024 SF

TOTAL OPEN SPACE PROVIDED	-	13,024 SF (16%)
---------------------------	---	-----------------

AMENITIES

CLUBROOM	-	3,356 SF
BIKE KITCHEN	-	1,162 SF
FITNESS	-	1,961 SF

TOTAL OPEN SPACE PROVIDED	-	6,479 SF
---------------------------	---	----------

SITE TOTAL

BLDG 1 PARCEL	-	129,235 SF
BLDG 2 PARCEL	-	79,316 SF

TOTAL	-	208,552 SF
-------	---	------------

BLDG 1 PARCEL OPEN SPACE PROVIDED	-	22,906 SF
-----------------------------------	---	-----------

BLDG 2 PARCEL OPEN SPACE PROVIDED	-	13,024 SF
-----------------------------------	---	-----------

TOTAL OPEN SPACE PROVIDED	-	35,930 SF (17%)
---------------------------	---	-----------------